




STRATEGY		TIMING	CRITERIA HIGHLIGHTS
EARNINGS	 OVI POST-EARNINGS	Consolidation after earnings is announced	<ul style="list-style-type: none"> ✓ Earnings in the past 20 days ✓ Post-Earnings gap up or down ✓ Persistent OVI
	 OVI PRE-EARNINGS	2-10 days before earnings is due to be announced	<ul style="list-style-type: none"> ✓ Persistent OVI for at least 5 days with corroborating chart setup ✓ Stock price moved by at least 5% in the direction you're intending to trade in now, within 10 days after its previous earnings
	 VOL-2-CASH STRADDLES & STRANGLES	5-20 days before earnings is due to be announced	<ul style="list-style-type: none"> ✓ Expiration between 2-4 months away ✓ Previous jump at earnings ✓ Cheap straddle cost compared with stock price and stock price range
OTHER STRATEGIES	LONG CALLS & PUTS	Any time where earnings is at least 1 week away but typically don't hold over earnings	<ul style="list-style-type: none"> ✓ Long call bullish with persistent positive OVI ✓ Long put bearish with persistent negative OVI
	SYNTHETICS	Timing as per with long calls or long puts or post earnings	<ul style="list-style-type: none"> ✓ Long synthetic with persistent positive OVI ✓ Short synthetic with persistent negative OVI
	COVERED CALL	Any time where earnings is at least 1 week away and the call expiration is sooner than earnings	<ul style="list-style-type: none"> ✓ Bullish chart setup ✓ Persistent positive OVI
	DIAGONAL CALL	Any time where earnings is at least 1 week away and the call expiration is sooner than earnings	<ul style="list-style-type: none"> ✓ Bullish chart setup ✓ Persistent positive OVI
	CALENDAR CALL	Any time where earnings is at least 1 week away and the call expiration is sooner than earnings	<ul style="list-style-type: none"> ✓ Neutral chart setup
	NAKED PUT	Any time where earnings is at least 1 week away and the put expiration is sooner than earnings	<ul style="list-style-type: none"> ✓ Bullish chart setup ✓ Persistent positive OVI
	BULL PUT	Any time where earnings is at least 1 week away and the put expiration is ooner than earnings	<ul style="list-style-type: none"> ✓ Bullish chart setup ✓ Persistent positive OVI
	BEAR CALL	Any time where earnings is at least 1 week away and the call expiration is sooner than earnings	<ul style="list-style-type: none"> ✓ Bearish chart setup ✓ Persistent negative OVI
	COLLAR	Any time	<ul style="list-style-type: none"> ✓ Bullish chart setup